



KCM WORLD SCHOOL, PALWAL

HOLIDAY HOMEWORK

FABULOUS - A (I)

(2023-24)

Name: _____

Roll No.: _____

IT'S
SUMMER
TIME

**Summer vacation will commence from May _ ,
2023. The School will reopen on July _ 2023.**

Dear Parents

Summer Vacation is here – a respite from the sweltering heat, an ocean of time to relax, to pursue hobbies and to spend time with dear ones. Many of you may have planned pleasure trips to salubrious hills, exotic wilds or places of pilgrimage. You can also utilize this period to instill in your child the virtues of “Care and Share”, “Self-help”, “Learn from Environment” and “Cleanliness is Godliness”. Please keep him/her gainfully engaged in one meaningful activity or the other instead of lazing around and killing time. Wishing you and your ward an enriching and exhilarating vacation.



- ❖ Inculcate following **Life Skills** in your child to help him/her become independent:
 - Buttoning his/her shirt.
 - Tying his/her shoe laces.
 - Packing his/her belongings back in their place.
 - Following table manners.
 - Arranging shoes in the shoe rack.
- ❖ Imbibe following **Social Skills** in your child:
 - Giving respect to her/his young ones.
 - Greeting with a smile when someone comes to the house.
 - Wishing and welcoming guests.
 - Conversing freely with visitors, relatives coming over to the house.
 - Answering the phone calls with a polite “Hello”, Also asking “May I know who is calling?”
 - Spending time with grandparents.
 - Keeping the house clean.
 - Sitting at the dining table with the family to eat the meals.
 - Helping you in arranging dining table, after eating keep her/his plate in the kitchen.
 - Arranging her/his toy shelf.
 - Speaking politely to the peer group.
 - Making her/his own bed.
 - Watering the plants.
 - Taking care of pets. (In case, you have any)
 - Using four magical words- PLEASE, SORRY, THANK YOU and EXCUSE ME.
 - Sharing with the peers.

❖ **Personal Hygiene:** Encourage your child to take care of “Personal Hygiene” by inculcating the following habits:

- Brushing teeth twice daily.
- Combing hair regularly.
- Bathing everyday.
- Washing hands before and after meals.
- Trimming the nails and keeping them clean.


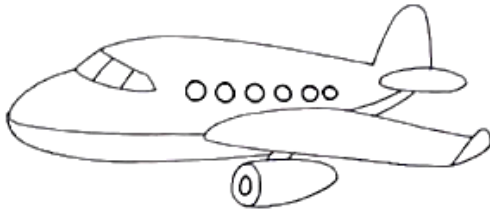

Ensure to use the below mentioned sentences in your routine conversation:




1. *Do you like to dance?*
2. *See you soon!*
3. *Can we be friends?*
4. *The sun is shining.*
5. *My mom makes me breakfast.*
6. *Did you sleep well?*
7. *I like your drawing/colouring dress.*
8. *Let's play together.*
9. *I have a question.*
10. *Can I have a bite/pillow/blanket?*
11. *It's time to go home.*
12. *Have a good afternoon.*
13. *I'm full.*
14. *Can you read me a story?*
15. *Thank you for your help.*
16. *Can I join your game?*
17. *Can we share a snack?*
18. *Please change my clothes.*
19. *Let me watch cartoon.*
20. *When will papa come?*
21. *I feel like vomiting.*
22. *Please pass me the vegetable.*
23. *Please clean my face.*
24. *Mom milk /water has spilled on my clothes.*
25. *He / She is tearing my book.*
26. *Draw the curtain.*
27. *Drag the chair.*
28. *Papa is not at home.*
29. *There is a call for you.*
30. *Papa, you are looking handsome.*





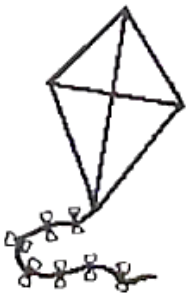
ENGLISH

In each row, match and colour the thing that rhymes with the picture:

<p>ten</p> 		
--	--	---


<p>log</p> 		
--	---	---

<p>mug</p> 		
---	--	--

<p>hat</p> 		
--	--	---





Hello friends! I am Freddy, the frog. I am also learning about vowels and consonants. Let us colour the vowels pink and the consonants green:

n	p	u	y	f	m	d	a	j
q	r	z	x	w	v	e	b	h
k	c	o	t	i	l	g	s	



Put these naming words in the right columns.

school postman cow potato London Ramesh
 hospital peacock train girl chair spider

 Person	 Place	 Animal	 Thing
.....

Underline the naming words in the following sentences:

1. I like to eat bananas.
2. There is a large pond near my house.
3. My father is a kind man.
4. This is his football.
5. Anu and Veena went to the zoo.
6. The dog barked at the thief.
7. There is a rose in the vase.
8. This is my car.
9. My aunt gave me a book.
10. Sam threw the frisbee.

Circle the word that comes first in alphabetical order:

1. give oat cry duck
2. hut ride pool child
3. frog write boot jelly
4. gate ant soil kite
5. ship kept table rose
6. fat jug row horse

Identify and complete the following words by writing the missing vowels:



c _ p

l _ g



p _ n

b _ s



j _ g

b _ n



m _ t

b _ b



हिंदी


आ की मात्रा (।) वाले शब्द पर सही (✓) का निशान लगाइए -


नल 

घर 




दादा 

माला 

काला 

कमल 

इ की मात्रा (।) वाले चित्रों में रंग भरिए -



चित्र पहचानिए और (।) की मात्रा वाले शब्द छाँटकर लिखिए -

रानी तबला विमान पपीता खीरा इमली









सही शब्द पर गोला (○) लगाइए -

साड़ी

साड़ि

दादि

दादी

मकड़ि

मकड़ी

चपरासी

चपरासि

अमीर

अमिर

दिपावलि

दीपावली



वर्णों को मिलाकर लिखो और पढ़ो-

का	का	मा	ला
काका		

ला	ला	औ	र
.....		

ई	ख	उ	न
.....		

ई	ट	न	ई
.....		

ती	र	खी	र
.....		

मी	ल	ची	ल
.....		

बी	न	पी	र
.....		

फी	स	खी	ल
.....		

भाषा मन की बात बताने का साधन है। भाषा से हम कई काम करते हैं; जैसे- बोलना, सोचना, लिखना, बताना, पूछना, समझाना, पढ़ना आदि।

वाक्यों के सामने 'बोलकर', 'सुनकर', 'लिखकर' या 'पढ़कर' लिखिए-

क



अमीषा ने कविता सुनाई।

बच्चों ने कविता को समझा।

ख



दादा जी ने चिट्ठी से रवि की बात को समझा।

ग



अमन ने फ़ोन पर चुटकुला सुनाया।

नम्रता ने चुटकुले को समझा।

चित्रों को उनके सही नाम से मिलाइए -



गीदड़



चींटी



लीची



घड़ी

हाथी



चीनी



MATHEMATICS

Square the greater number (One has been done for you):

7	4		12	16		13	2
14	13		8	6		5	8

Cross (X) the smaller number (One has been done for you):

2	8		10	15		9	5
19	6		8	10		9	6

Put >, < or = sign in the circle (One has been done for you):

5	<	8		16		14		2		15
4		18		13		5		15		4
8		2		11		18		11		19
14		12		6		8		16		9

Arrange the numbers in ascending order:

6 7 5 2

8 9 4 7

11 13 12 9

8 7 13 15

Arrange the numbers in descending order:

10 14 12 13

5 10 7 9

8 13 15 12

17 12 14 13

Write the number that comes just before:

2

5

10

16

12

4

9

19

14

Write the number that comes just after:

29121317614103

Write the number that comes in between:

1

3

7

9

11

13

15

17

18

20

14

16

17

19

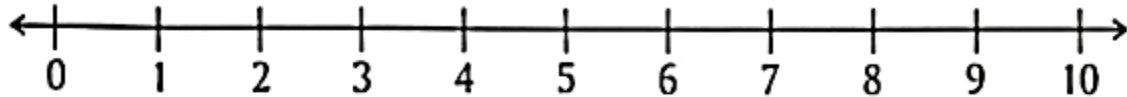
3

5

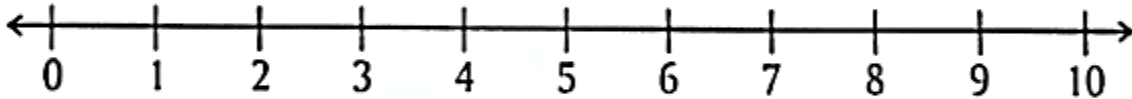
8

10

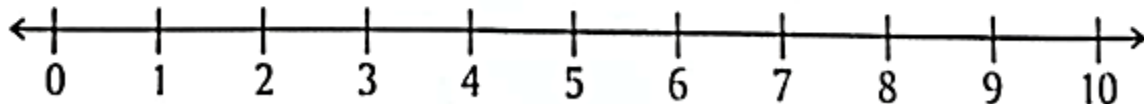
Add the numbers using the number line:



$$\boxed{3} + \boxed{2} = \boxed{}$$



$$\boxed{7} + \boxed{1} = \boxed{}$$



$$\boxed{5} + \boxed{2} = \boxed{}$$

Write the missing numbers 50-1:

50				46	45		43		41
			37			34			
30		28		26			23		
	19		17			14		12	
10		8		6		4			1

Match number names with correct numbers:

- thirteen
- eleven
- nineteen
- eighteen
- fourteen
- twelve
- twenty
- fifteen
- sixteen
- seventeen

- 15
- 12
- 16
- 18
- 19
- 20
- 14
- 11
- 17
- 13

Write numbers of the following number names:

thirteen	○	fifteen	○
sixteen	○	eleven	○
twenty	○	seventeen	○
twelve	○	fourteen	○
eighteen	○	nineteen	○

EVS



About Me

1. Fill in the blanks:

- (a) My name is _____.
- (b) I am _____ years old.
- (c) My birthday is on _____.
- (d) I live in _____.
- (e) My address is _____
_____.
- (f) I am in _____ class.
- (g) I study in _____ school.



2. Tick (✓) the activities you like to do.



Our Body

Look at the picture.

Number the body parts with the help of words given below.

Fill up the correct number of body parts.

Leg

Neck

Mouth

Head

Hand

Foot

Ear


Fingers

Toes

Eyes

Nose

Arm



Match the following:



May I help you



Thank you



I am sorry



Please


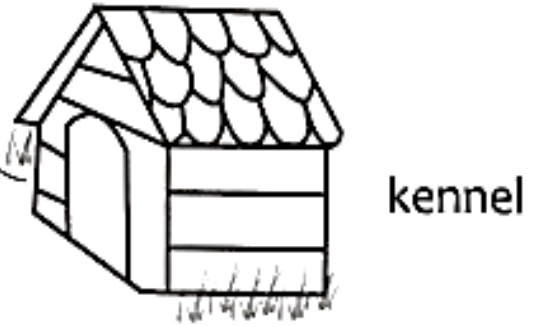


May I come in



Excuse me




Match the animals to their homes. Also, colour the animals:



Computer

Colour the given man-made things. Write 'M' for machines in the given boxes:







Tick (✓) the correct option:

1. Which of the following is a natural thing?

a.



b.



c.



2. Which of the following machines you see at your home?

a.



b.



c.



3. Which of the following is a man-made thing but not a machine?

a.



b.



c.



4. Machines are _____ things.

a. natural

b. man-made

c. both a and b

5. Machines save our _____.

a. time

b. efforts

c. both a and b

ART & CRAFT

Dear Parents

Kindly use the link given below (shared in the WhatsApp group also) and help your ward make a pencil box as per the instructions given below. (To be submitted alongwith holiday homework booklet)

Link- <https://youtu.be/gPP4aXRBRcM>



- **GK-** Learn Page no. 1 to 22.
- **English** - Read Ch – 1 and 2 (3 times)
- Learn and write underlined words of ch-1 & 2.

English Grammar- Revise The Alphabet, Special Letters, Alphabetical Order, Naming Words, Names of Animals & Birds and Name of Things.

- **हिंदी** – फलों, रंगों, सब्जियों, शरीर के अंगों, पशुओं और पक्षियों के नाम लिखिए। हिंदी पाठ्यपुस्तक में पेज नंबर 13 से 25 पढ़िए और मात्राओं का अभ्यास करिए।

व्याकरण – पाठ- 1 हमारी भाषा, पाठ- 2. भाषा के रूप, पाठ- 3. वर्ण और पाठ- 4. मात्राएँ का अभ्यास करें।

- **Mathematics** - Revise Chapter 1 & 2
- Learn & Write Number names 1 to 50 and tables 2 to 5 (two times).
- **EVS** –Read Ch – 1, 2 and 3 (2 times).
- Learn and write Myself, Parts of Body, Vegetables and Fruits Name (10 each)
- **NOTE-** Revision work of all subjects is to be done in a separate Holiday Homework notebook.