



KCM WORLD SCHOOL, PALWAL

HOLIDAY HOMEWORK

LILLIPUT - A (KG1)

(2023-24)

Name: _____

Roll No: _____

IT'S
SUMMER
TIME

Summer vacation will commence from May 25, 2023. The School will reopen on July 3, 2023.

Dear Parents

Summer Vacation is here – a respite from the sweltering heat, an ocean of time to relax, to pursue hobbies and to spend time with dear ones. Many of you may have planned pleasure trips to salubrious hills, exotic wilds or places of pilgrimage. You can also utilize this period to instill in your child the virtues of “Care and Share”, “Self-help”, “Learn from Environment” and “Cleanliness is Godliness”. Please keep him/her gainfully engaged in one meaningful activity or the other instead of lazing around and killing time. Wishing you and your ward an enriching and exhilarating vacation.



- ❖ Inculcate following **Life Skills** in your child to help him/her become independent:
 - Buttoning his/her shirt.
 - Tying his/her shoe laces.
 - Packing his/her belongings back in their place.
 - Following table manners.
 - Arranging shoes in the shoe rack.
- ❖ Imbibe following **Social Skills** in your child:
 - Giving respect to her/his young ones.
 - Greeting with a smile when someone comes to the house.
 - Wishing and welcoming guests.
 - Conversing freely with visitors, relatives coming over to the house.
 - Answering the phone calls with a polite “Hello”, Also asking “May I know who is calling?”
 - Spending time with grandparents.
 - Keeping the house clean.
 - Sitting at the dining table with the family to eat the meals.
 - Helping you in arranging dining table, after eating keep her/his plate in the kitchen.
 - Arranging her/his toy shelf.
 - Speaking politely to the peer group.
 - Making her/his own bed.
 - Watering the plants.
 - Taking care of pets. (In case, you have any)
 - Using four magical words- PLEASE, SORRY, THANK YOU and EXCUSE ME.
 - Sharing with the peers.

❖ **Personal Hygiene:** Encourage your child to take care of “Personal Hygiene” by inculcating the following habits:

- Brushing teeth twice daily.
- Combing hair regularly.
- Bathing everyday.
- Washing hands before and after meals.
- Trimming the nails and keeping them clean.


Ensure to use the below mentioned sentences in your routine conversation:

1. *Do you like to dance?*
2. *See you soon!*
3. *Can we be friends?*
4. *The sun is shining.*
5. *My mom makes me breakfast.*
6. *Did you sleep well?*
7. *I like your drawing/colouring dress.*
8. *Let's play together.*
9. *I have a question.*
10. *Can I have a bite/pillow/blanket?*
11. *It's time to go home.*
12. *Have a good afternoon.*
13. *I'm full.*
14. *Can you read me a story?*
15. *Thank you for your help.*
16. *Can I join your game?*
17. *Can we share a snack?*
18. *Please change my clothes.*
19. *Let me watch cartoon.*
20. *When will papa come?*
21. *I feel like vomiting.*
22. *Please pass me the vegetable.*
23. *Please clean my face.*
24. *Mom milk /water has spilled on my clothes.*
25. *He / She is tearing my book.*
26. *Draw the curtain.*
27. *Drag the chair.*
28. *Papa is not at home.*
29. *There is a call for you.*
30. *Papa, you are looking handsome.*





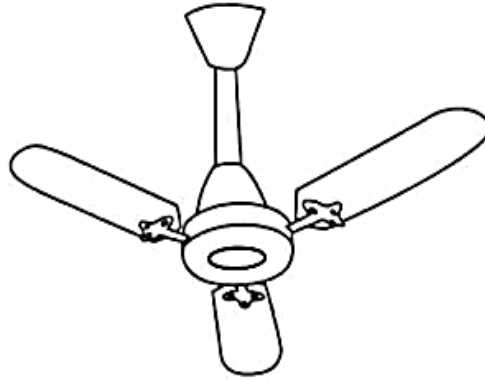



General Awareness


Colour the picture of girl if you are a girl and boy if you are a boy:




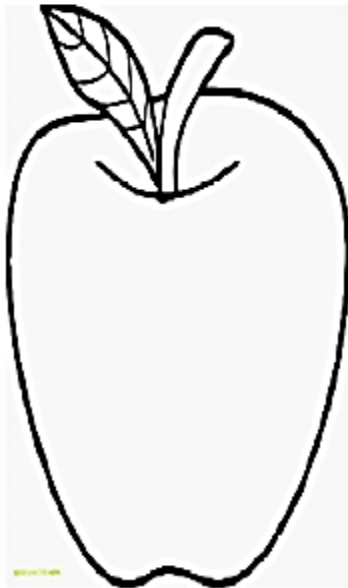
Colour the pictures corresponding to summer season:





Colour only those parts of the picture that look yellow in colour:



Colour only those parts of the picture that look red in colour:







Fill Tom's lunchbox with healthy food:





हिंदी

'अ' अक्षर से शुरू होने वाले चित्रों में रंग भरिए -



रेखा खींचकर 'अ' अक्षर से शुरू होने वाली चीज़ों को 'अ' की टोकरी में डालिए और 'आ' अक्षर से शुरू होने वाली चीज़ों को 'आ' की टोकरी में डालिए -



अक्षर 'इ' को पहचानकर उस पर तिरछी (/) रेखा लगाइए -

अ

इ

आ

इ

आ

अ

अ

इ

आ

इ

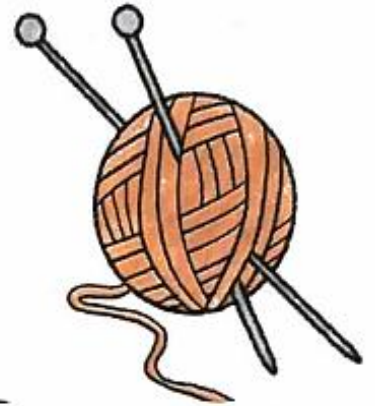
आ

इ


रेखा खींचकर अक्षर 'ऊ' को उससे शुरू होने वाले शब्दों से मिलाइए -



उपहार



ऊन



ऊँट

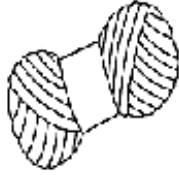


उल्लू

चित्र पहचानकर सही वर्ण से मिलाओ।



इ



उ



अ



आ



ए



ऊ

चित्र पहचानकर सही वर्ण पर गोला लगाओ।



उ

ऊ

ए



आ

उ

इ



ऊ

आ





ए

Numeracy

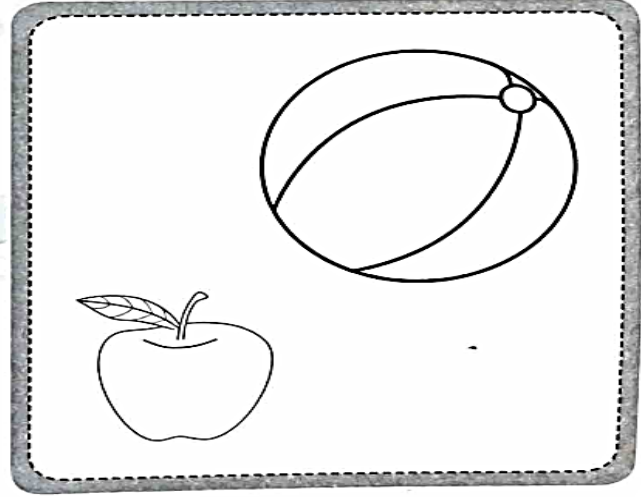



Tick (✓) the smaller object in each group:

	<input type="checkbox"/>	<input type="checkbox"/>	
	<input type="checkbox"/>	<input type="checkbox"/>	
	<input type="checkbox"/>	<input type="checkbox"/>	


Encircle the bigger object in each group:






Colour the smaller object in each box:




Count the coins and colour the pouch having that number:



Count the objects and write the number in given box:



Count the triangles and write in the given box. Colour only triangles:



Count and circle the correct number:



6 2 5



1 3 4







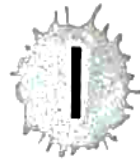
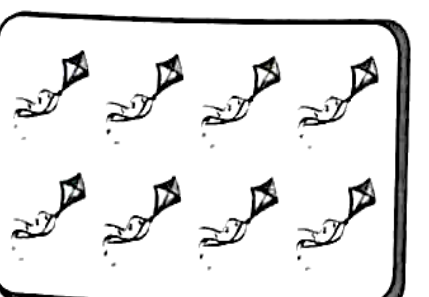




4 6 5



5 3 2

Count the objects and match with the correct numbers:



ENGLISH

Put a tick (✓) below the pictures that begin with letter 'A' :


















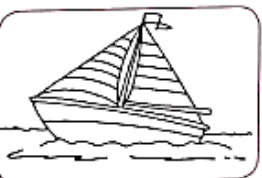



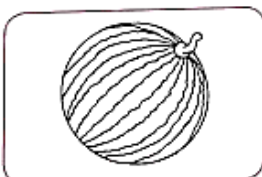
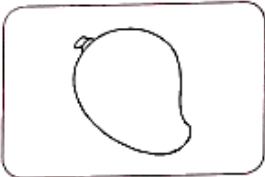





Colour the object(s) that have beginning sound of 'i':



Colour the objects that begin with sound of the letter given in each row:




Match the beginning letter with the correct picture.


L




T




E



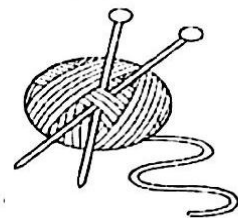
F



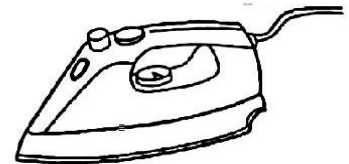
H



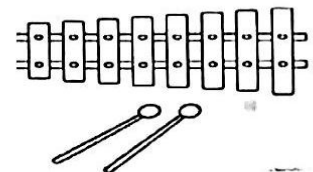
Y



W



X



I

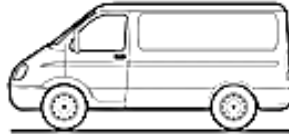



Write the first letter of their names:

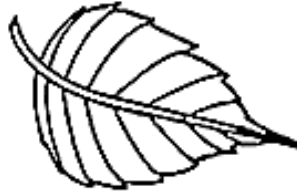





















- **English-** Read & write the letters (A, E, F, H, I, L, T, V, W, X & Y) (10 times)
- हिंदीअ - - ऊ तक स्वरोँ को पढने व लिखने का अभ्यास करें । (times 10)
- **Mathematics-** Learn & write counting 1 to 10 (10 times)
- **Note-** Do all the work in a three-in-one notebook.

Art and craft

Dear Parents

Kindly use the link given below (shared in the WhatsApp group also) and help your ward make a fruit/vegetable basket as per the instructions given below. (To be submitted alongwith holiday homework booklet)

Roll No. 1 to 14 (Fruit Basket)

Roll No. 15 to 28 (Vegetable Basket)

Link- <https://youtu.be/qBuXibOsnlc>

